



# **The HIV Situation in the Philippines**


**Genesis May J Samonte, MD, PHSAE**



**National Epidemiology Center - DOH**

# Tracking HIV in the Philippines

1984 to 2011



- Philippine HIV & AIDS Registry
- Integrated HIV Behavioral & Serologic Surveillance (IHBSS)
- HIV Program Reports (Gov't & NGO)
- Researches:
  - Rapid assessments
  - Operations research
  - Special investigations
  - Evaluations, etc.



National Epidemiology Center - DOH

63 countries reported.

The Philippines is  
**one of only 7 countries**  
with increasing HIV cases

### SCORECARD: INCIDENCE

Changes in the incidence rate of HIV infection, 2001 to 2009, selected countries

#### Increasing >25%

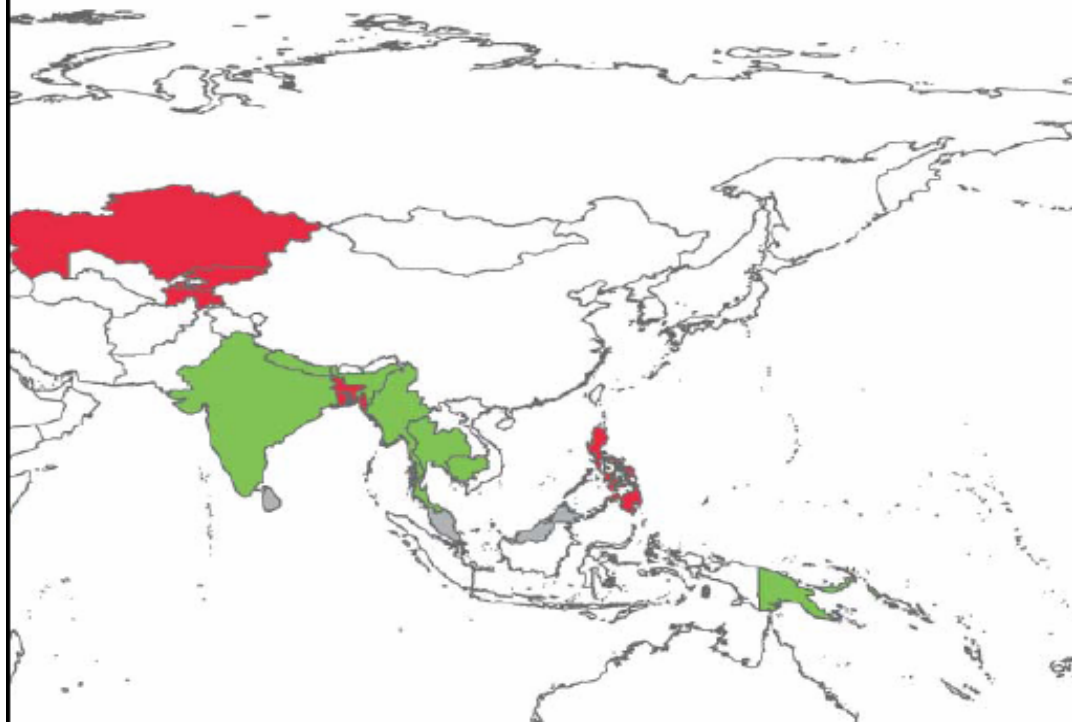
Armenia  
Bangladesh  
Georgia  
Kazakhstan  
Kyrgyzstan  
Philippines  
Tajikistan

#### Stable

Angola  
Argentina  
Belarus  
Benin  
Cameroon  
Democratic Republic  
of the Congo  
Djibouti  
France  
Germany  
Ghana  
Haiti  
Kenya  
Lesotho  
Lithuania  
Malaysia  
Niger  
Nigeria  
Panama  
Republic of Moldova  
Senegal  
Sri Lanka  
Uganda  
United States of America

#### Decreasing >25%

Belize  
Botswana  
Burkina Faso  
Cambodia  
Central African Republic  
Congo  
Côte d'Ivoire  
Dominican Republic  
Eritrea  
Ethiopia  
Gabon  
Guinea  
Guinea-Bissau  
India  
Jamaica  
Latvia  
Malawi  
Mali  
Mozambique  
Myanmar  
Namibia  
Nepal  
Papua New Guinea  
Rwanda  
Sierra Leone  
South Africa  
Suriname  
Swaziland  
Thailand  
Togo  
United Republic of Tanzania  
Zambia  
Zimbabwe

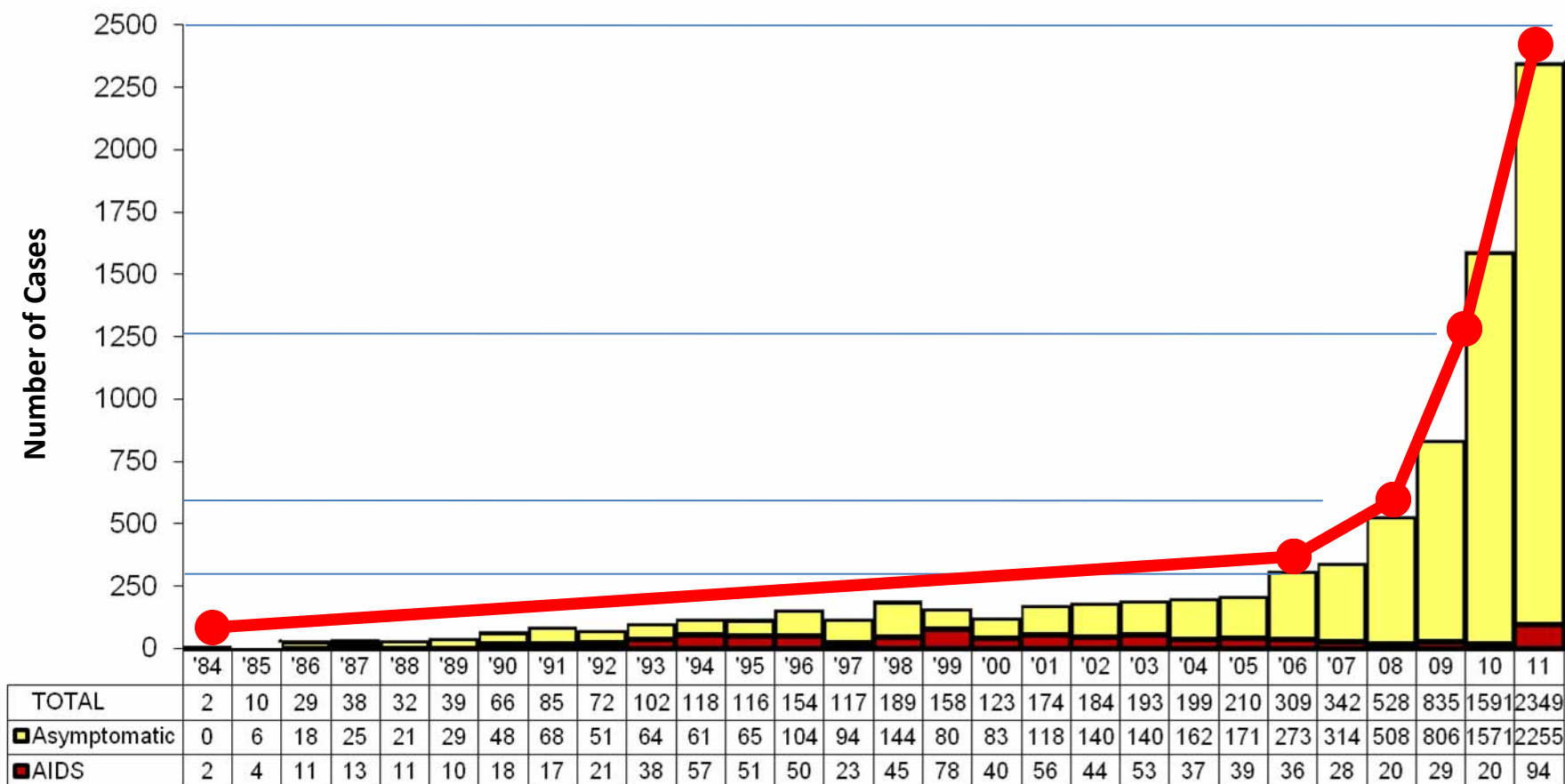


Source: UNAIDS Global Report 2010



National Epidemiology Center - DOH

# Doubling Time of Reported New HIV Infections in the Philippines

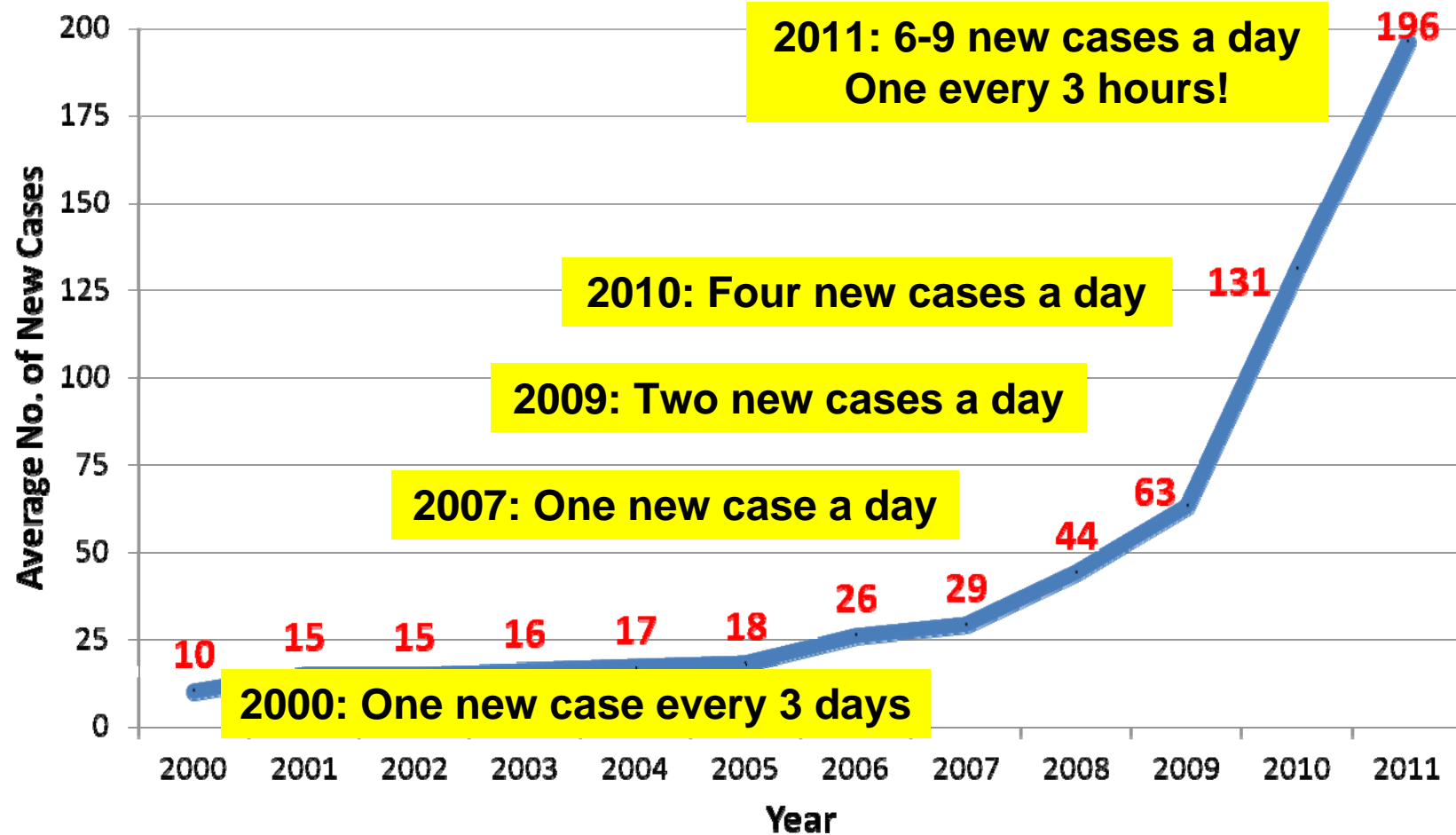


Philippine HIV Registry - DOH



National Epidemiology Center - DOH

**1 every 3 days... 1 every 3 hours**



Philippine HIV Registry - DOH



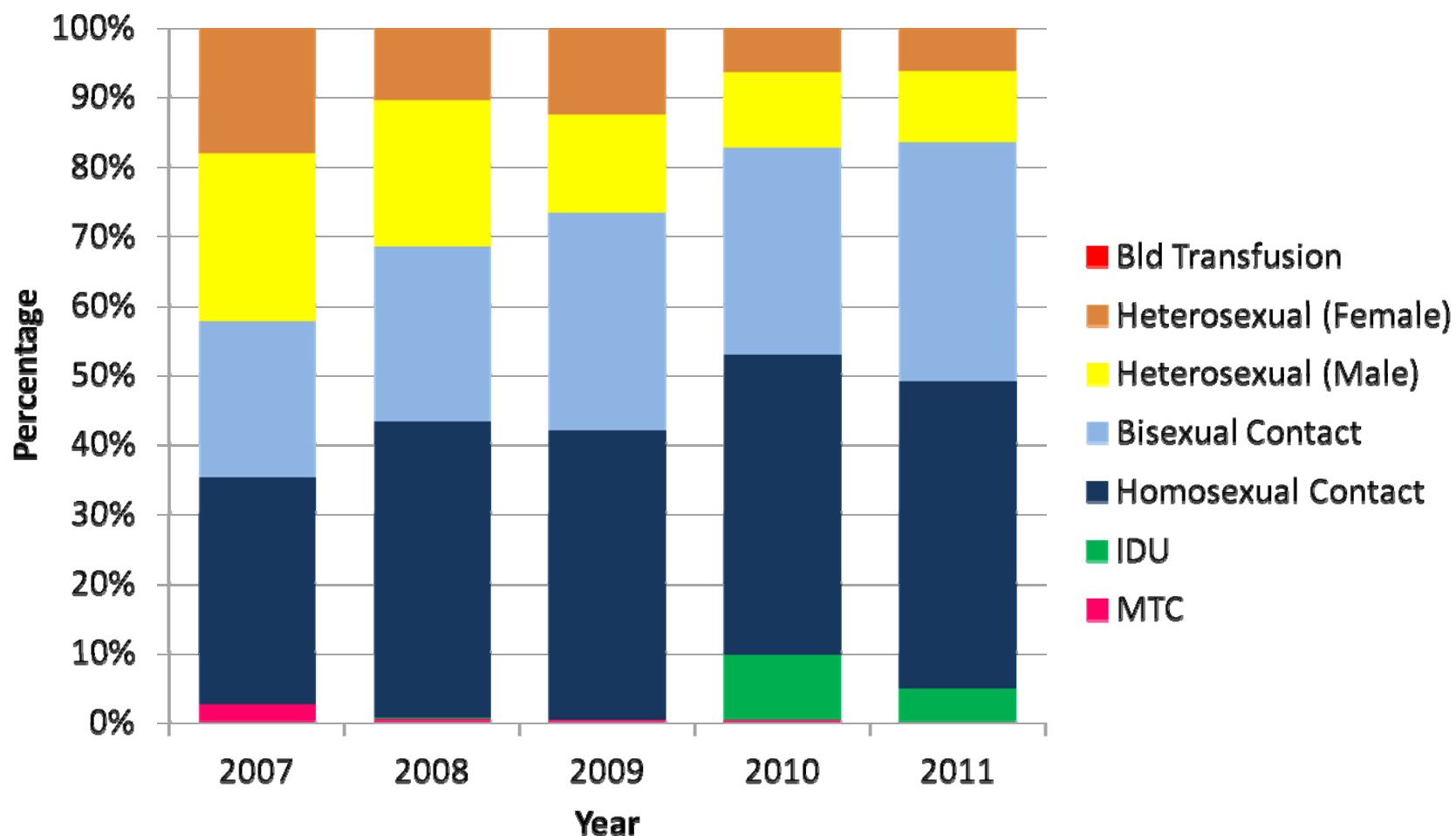
**National Epidemiology Center - DOH**

## **What puts Filipinos at risk for HIV?**

- **Unprotected sex with >1 sexual partner**
- **Injecting drugs with used needles & syringes**
- **If your birth mother was HIV+**
- **Transfusion of HIV infected blood or blood products**



# Modes of Transmission of HIV cases in the Philippines, 2007-2011

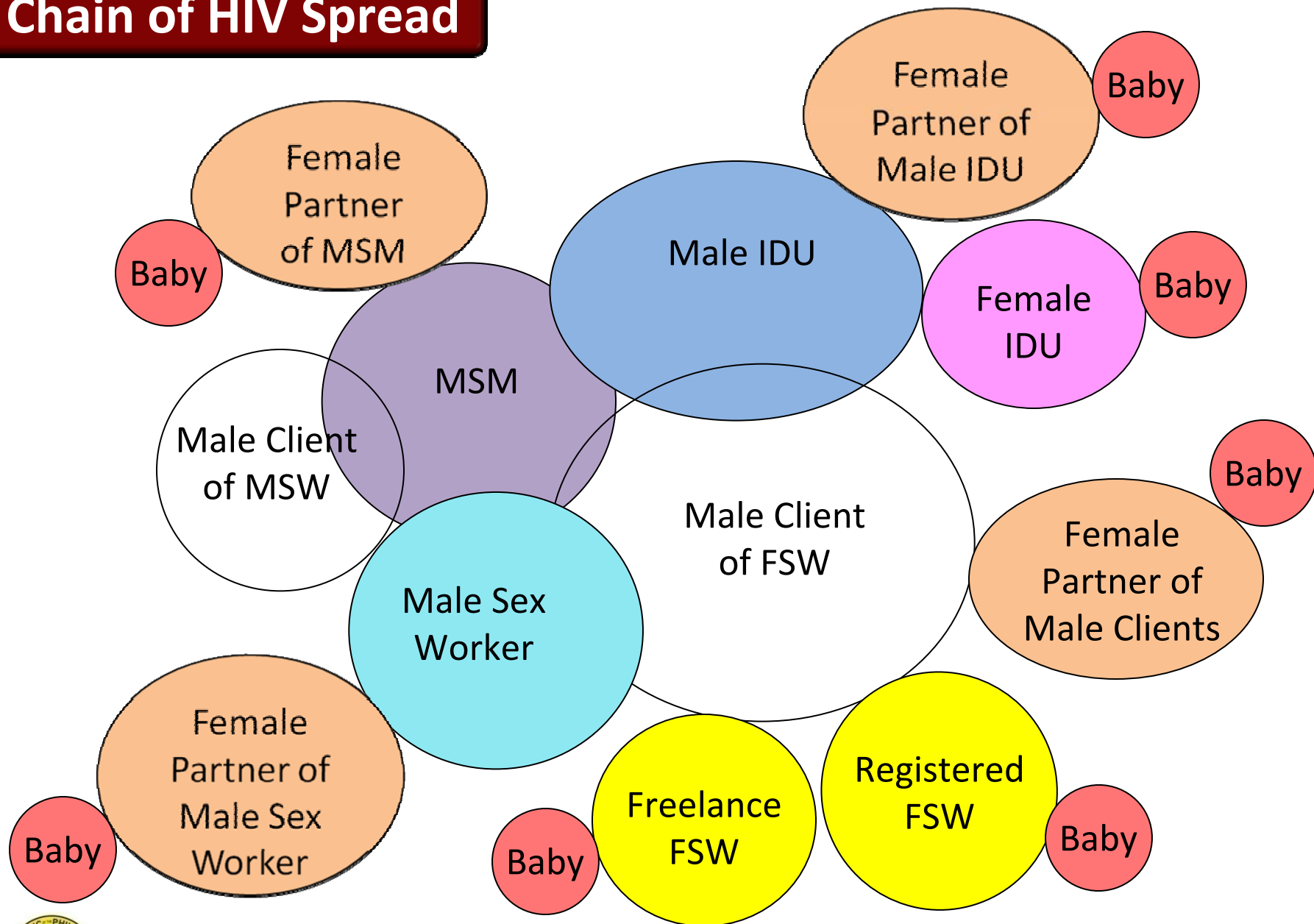


Source: Philippine HIV Registry



National Epidemiology Center - DOH

# Chain of HIV Spread





# 2011 Estimates of the Most At-Risk Population

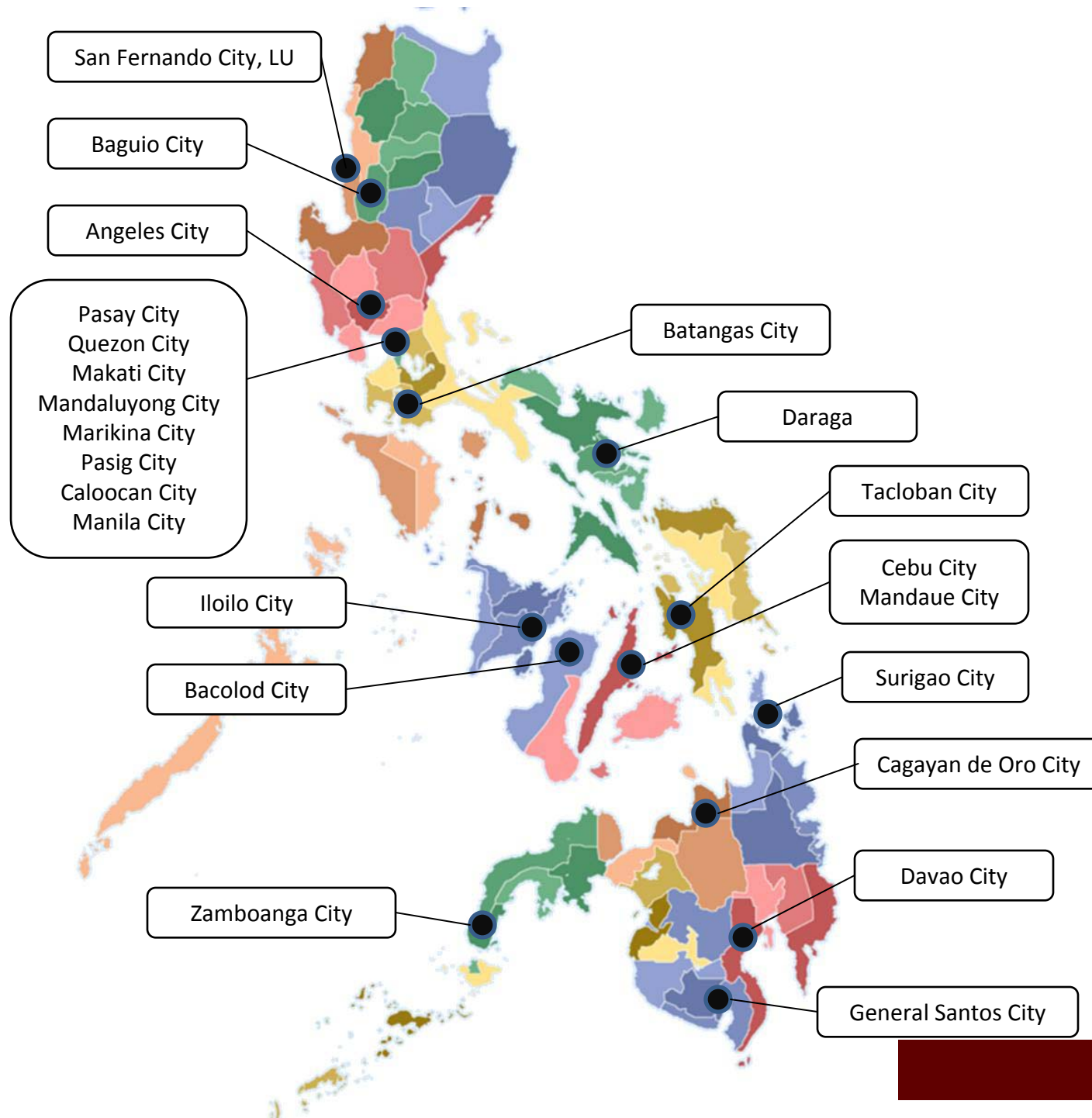
Table 1. National Population Size Estimates for Most At-Risk Populations by MARP, 2011

MARP	Low Estimate	Proportion to Total Population	High Estimate	Proportion to Total Population
MSM	390,733	1.70% of adult males	689,529	3.0% of adult males
IDU	12,304	0.03% of adult males	16,607	0.04% of adult males
Total FSW	70,167	0.31% of adult females	89,175	0.40% of adult females
*RFSW	54,485	0.24% of adult females	54,485	0.24% of adult females
*FFSW	15,682	0.07% of adult females	34,690	0.15% of adult females
Clients of FSW	436,702	1.90% of adult males	1,149,215	5.0% of adult males

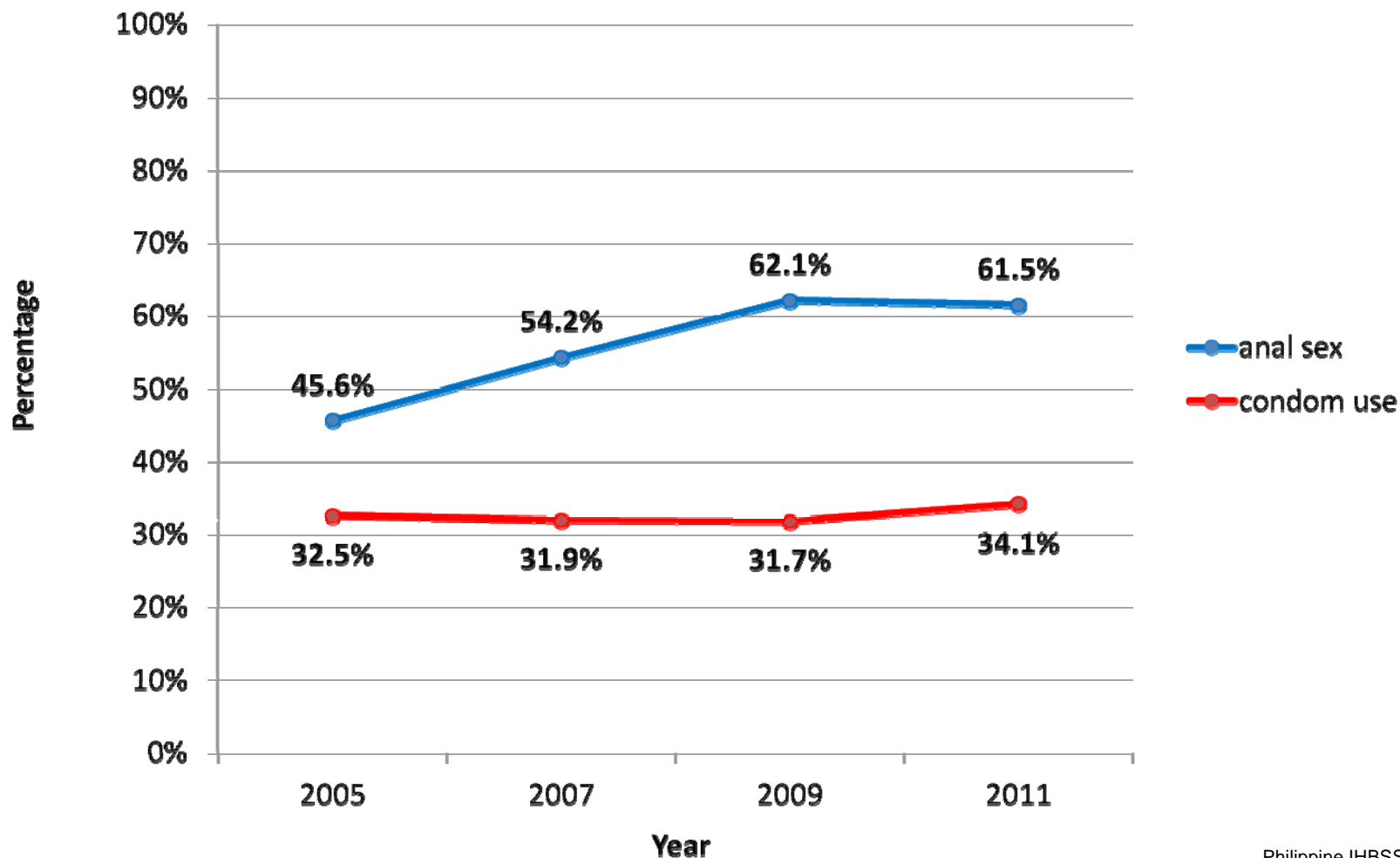
\*Adult population: individuals ages 15 to 49 years based on the 2007 Census of the National Statistics Office



# IHBSS Sites: 2011



## MSM having anal sex and Condom use during last anal sex



Philippine IHBSS, 2005-2011



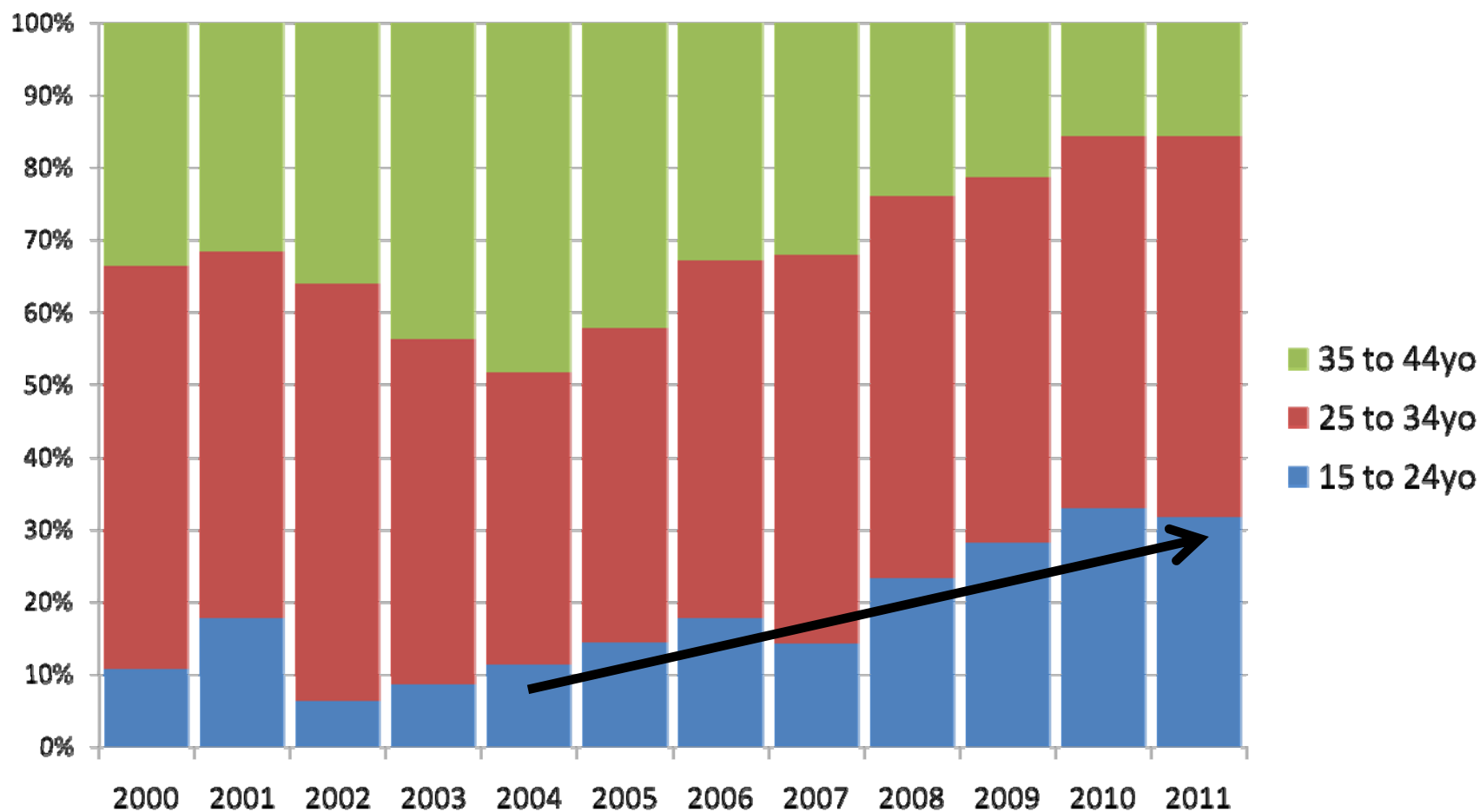
National Epidemiology Center - DOH

## Reasons why a male who had sex with another male did not use a condom during last anal sex

Reason	Percentage of Respondents
Not available	45%
Don't like to use condoms	26.6%
Partner objected to using condoms	10.6%
Thinks it is not necessary	11.1%
Forgot to use a condom	3.1%
Don't know how to use a condom	2.7%
Condoms too expensive	1.0%

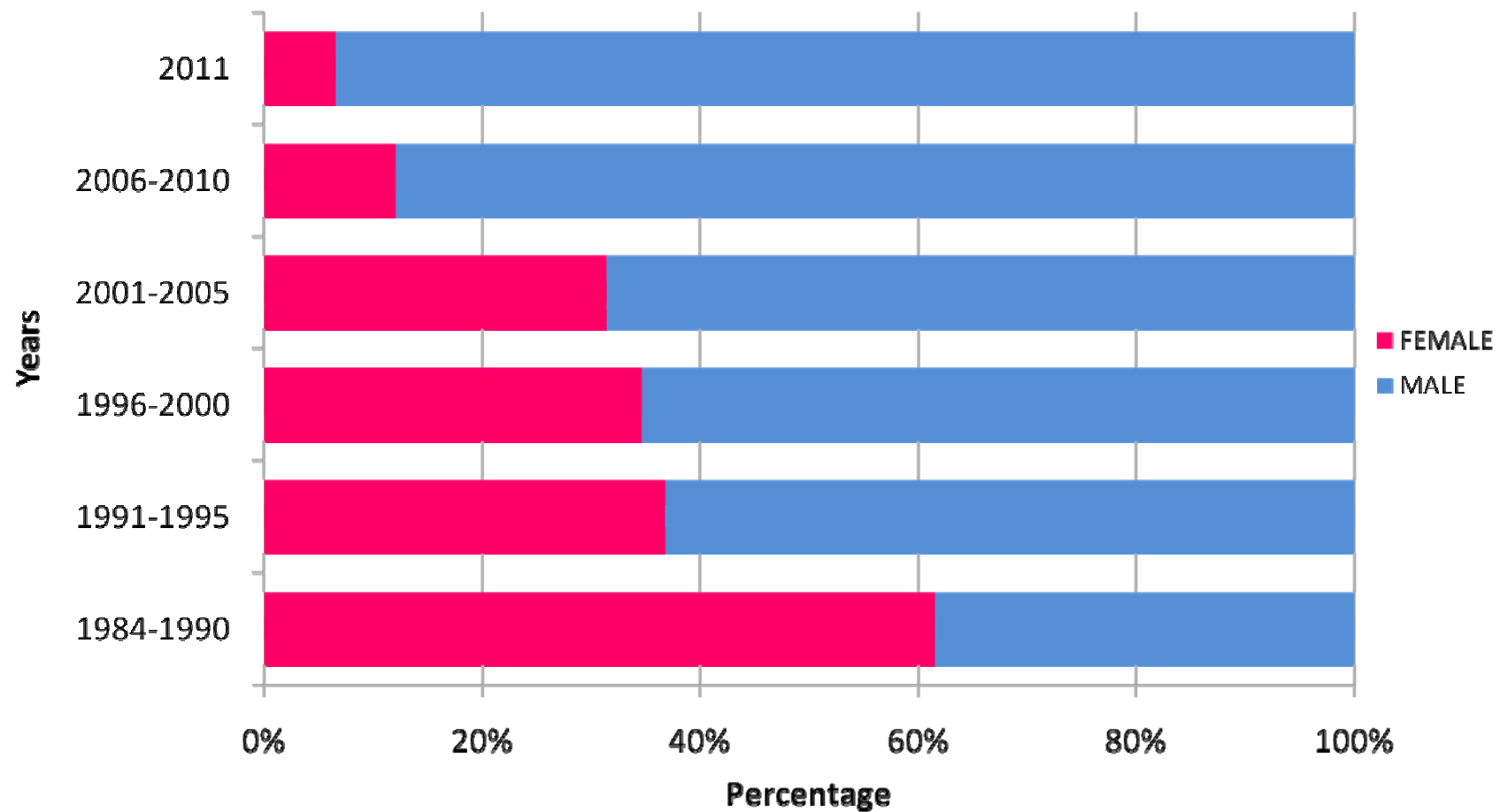


# Age Distribution of Reported HIV Cases



# HIV Cases Disaggregated by Sex

(1984 to 2011)

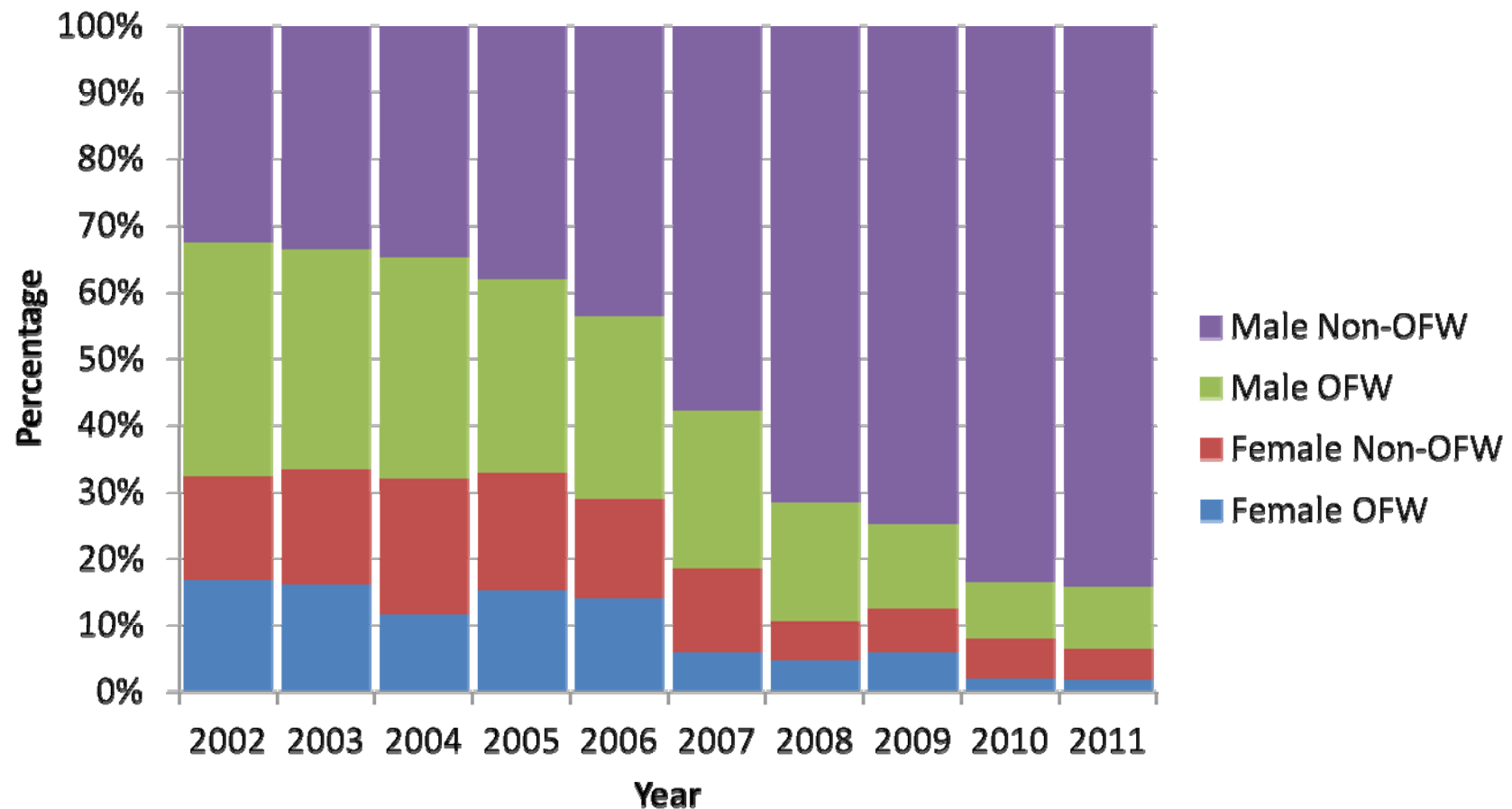


Source: Philippine HIV Registry



National Epidemiology Center - DOH

# Occupational Profile of Newly Diagnosed Cases

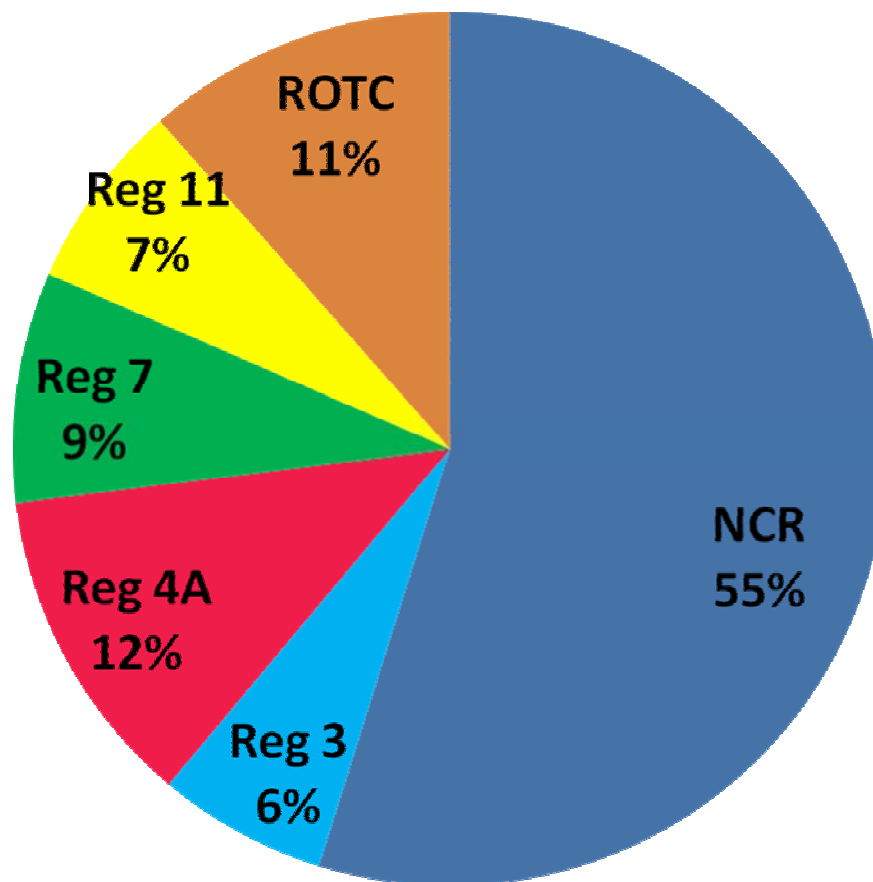


Source: Philippine HIV Registry



National Epidemiology Center - DOH

## Regions with the most number of reported HIV cases in 2011



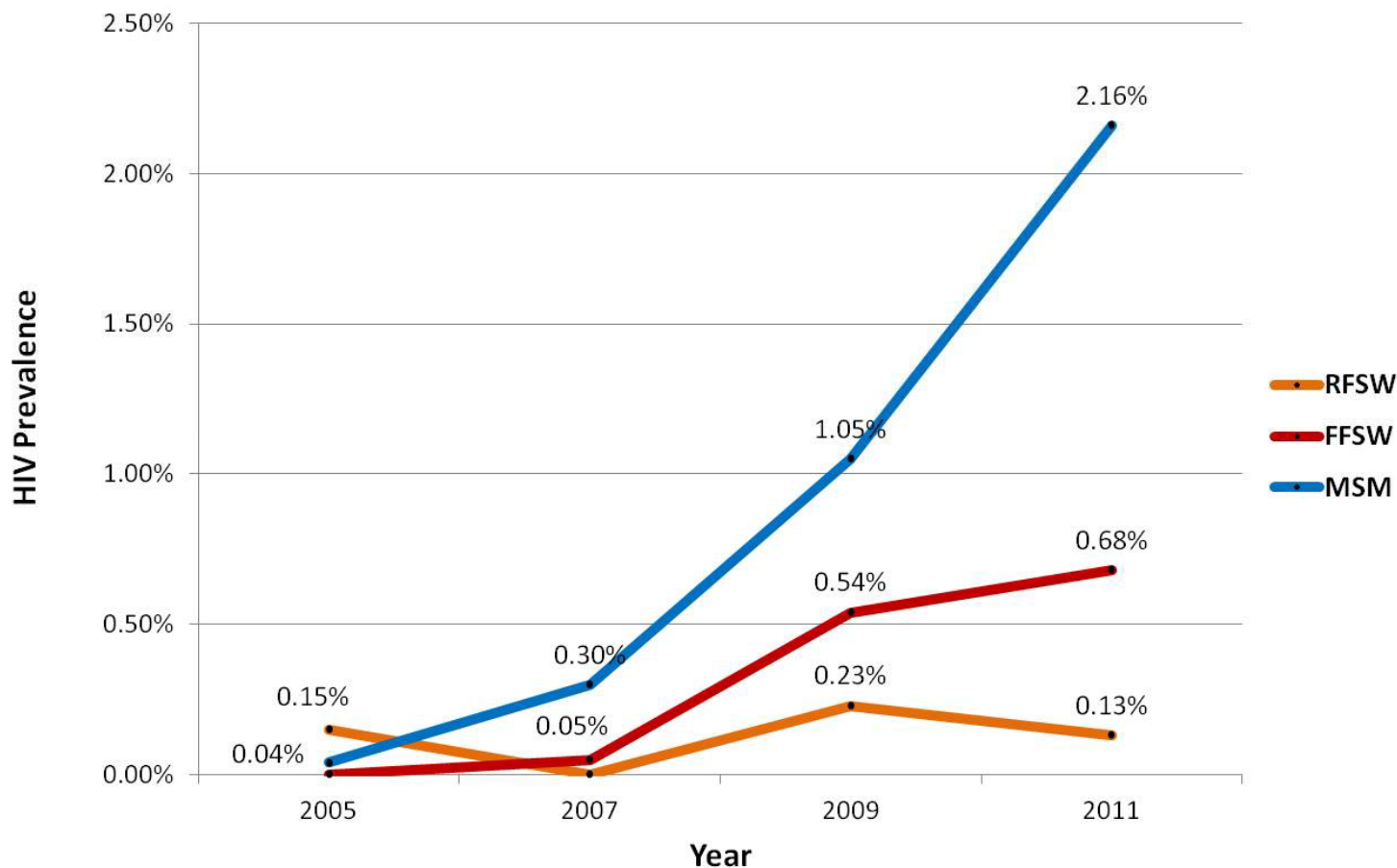
Source: Philippine HIV Registry



National Epidemiology Center - DOH



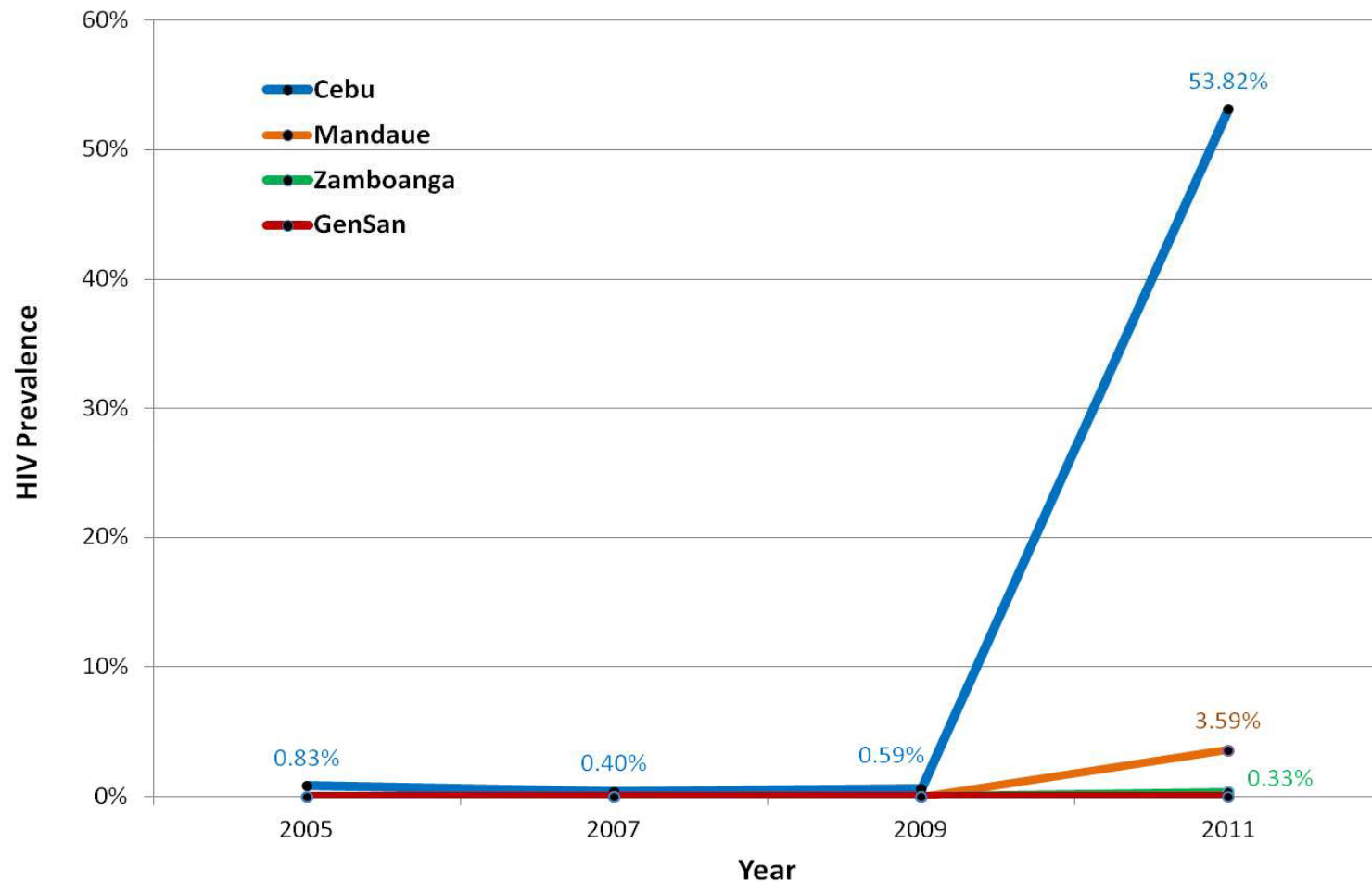
# HIV Prevalence among Sex Workers & Males who have Sex with Males



Source: IHBSS 2005, 2007, 2009, 2011 of 10 Sentinel Sites



# HIV Prevalence among People who Inject Drugs



Source: IHBSS 2005, 2007, 2009, 2011 of 10 Sentinel Sites



National Epidemiology Center - DOH

# Projection of the Total Number of People Living with HIV & New HIV Infections in the Philippines, 2010-2015

	2010	2011	2012	2013	2014	2015
<b>HIV population</b>						
Total	14,967	19,022	22,837	26,907	31,180	35,941
Male	12,132	15,509	18,617	21,914	25,369	29,218
Female	2,834	3,513	4,221	4,993	5,811	6,723
Prevalence (15-49)	0.029	0.036	0.042	0.048	0.055	0.062
<b>New HIV infections</b>						
Total	3,530	4,625	4,383	4,617	4,919	5,526
Male	2,906	3,843	3,577	3,749	3,990	4,484
Female	624	781	806	867	929	1,042

Source: Philippine PLHIV Estimates, 2011



## So what's causing the increase in HIV cases?



**In 2011, the Philippines signed this  
global commitment**



## **R.A. 8504 Section VII : Discriminatory Acts and Policies**

### ***SEC. 39. Exclusion from Credit and Insurance Services***

All credit and loan services, including health, accident and life insurance shall not be denied to a person on the basis of his/her actual, perceived, or suspected HIV status: Provided, That the person with HIV has not concealed or misrepresented the fact to the insurance company upon application.

Extension and continuation of credit and loan shall likewise not be denied solely on the basis of said health condition.



# India's Insurance Regulatory and Development Authority (IRDA)

- February 4, 2012
- IRDA has asked all life and general insurance companies to put in place an underwriting policy on health insurance for people suffering from human immunodeficiency virus-infected patients. This is the first time IRDA has issued guidelines on covering this segment. The guideline will be effective from October 2012.
- In India 5.7 million people are infected with HIV.



# India's Insurance Regulatory and Development Authority (IRDA)

- The policy should indicate the eligibility criteria, and provide clear guidelines on risks that would be denied.
- Insurers need to provide details of loadings at different stages of disease.
- Insurers are not allowed to reject claims for those who are HIV negative at beginning and subsequently found to be HIV positive. On renewal, insurers can load it accordingly.
- Insurers can cover AIDS deaths.







## Department of Health's Action Points

- Scaling up of prevention programs for the most at-risk populations focusing on behavior change, HIV counselling and testing, providing access to prevention commodities
- Anti-retroviral drugs are provided free of charge to all HIV+ individuals who meet the eligibility criteria for treatment
- PhilHealth has released a benefit package for HIV
- Strengthening partnerships with LGUs & private sector





# **How can the Philippine Society of Insurance Medicine help the country achieve its commitment to Zero Discrimination?**





## **National HIV & STI Surveillance and Strategic Information Unit (NHSSS)**

**National Epidemiology Center,  
Department of Health**

2<sup>nd</sup> Floor, Bldg. 19, San Lazaro Compound,  
Sta. Cruz, Manila 1003, Philippines

**HIVepicenter@gmail.com**

**(02) 495-0513**

**(02) 651-7800 loc 2952**



**National Epidemiology Center - DOH**